

Cash/Check

Drop your cash or check in the offering box on Sunday morning or mail your check to Providence.

Bill Pay Service

Contact your bank to set up your tithe to Providence through your bank’s online bill payment service.

Planning Center (NEW)

Planning Center is an integrated software program to which Providence subscribes to manage various church operations, which now includes online giving. You can setup a one-time payment or recurring payment using electronic funds transfer through your checking account or your credit card. Checking transactions will incur a fee of \$0.25 per transaction. Credit card transactions will incur a fee of 2.15% + \$0.30 per transaction. You will have the choice to pay the transaction fees. Processing time for credit card payments is 3-5 business days and 7-10 business days for checking transactions. The three online giving options are:

1. Website (Electronic Funds Transfer and Credit Cards)

Click on “Online Giving” on the church website: pbckansascity.org



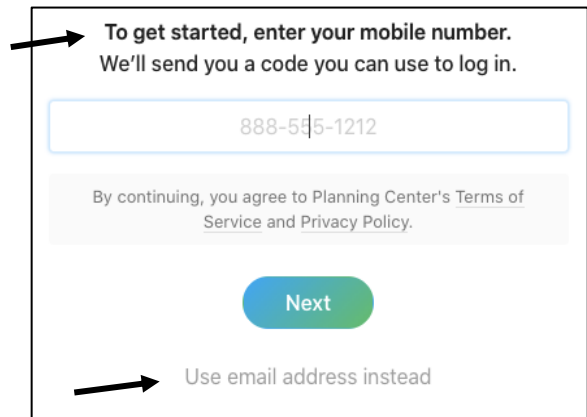
If you wish to save your information, click on the Log In tab.
(RECOMMENDED)



Enter your mobile number or email address.

A code will be sent to the method that you chose.
Enter the code.

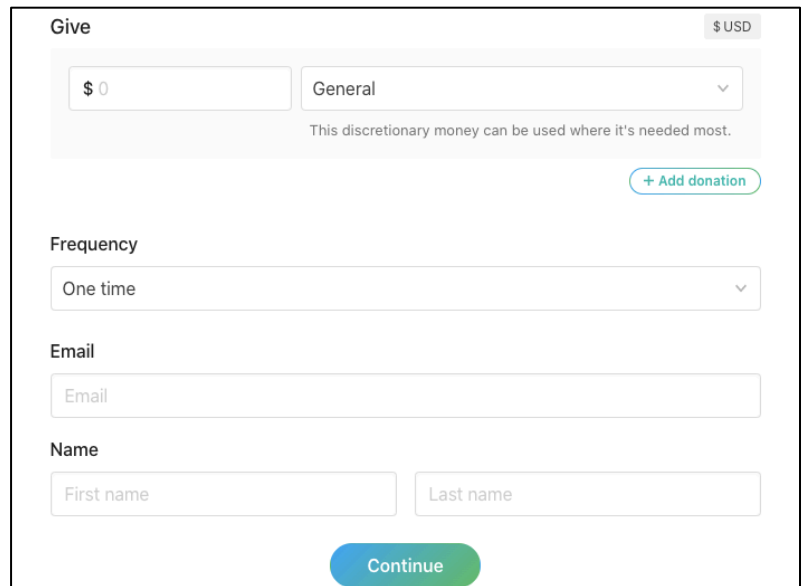
If your method of contact is not already in Planning Center, you will be asked for your name. You now have a Planning Center profile and are ready to give!



Next, click on the Give tab.



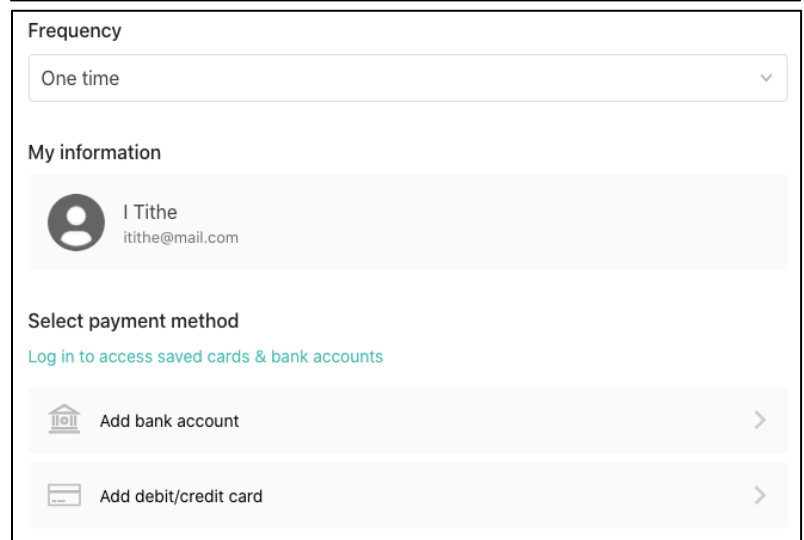
While on the secure page, enter the amount and the fund(s) that you wish your tithe to go toward. If you are NOT logged in, enter your email and your name.



Select the frequency of your tithe and enter either your bank or credit card information. If you are logged in, you will only need to do this once.

After entering your information, you'll have a chance to pay the transaction fees. Then click on "Give Now".

*A Planning Center video is also available for you to watch on the Providence website.



2. Church Center Mobile App (Electronic Funds Transfer and Credit Cards)

On your mobile device, download the Church Center app. Find Providence Baptist Church. You can log in and access your Planning Center profile here too.

At the bottom of the screen, you can access the Giving feature. Here, you can enter the amount and payment method.



3. Text-to-Give (Electronic Funds Transfer and Credit Cards)

Text the amount you wish to give to 84321. You will then receive a text to finish your request. Select Providence. Enter your information. If you already have a Planning Center profile, login, select your payment method, and follow the prompts.

*A Planning Center video is available for you to watch on the Providence website.

***YOU WILL RECEIVE AN ELECTRONIC RECEIPT FOR ALL ELECTRONIC GIVING!**

****If you have any questions, please contact the Finance Team (Matt Barnard, Linda Frick, Rick Spiers).**